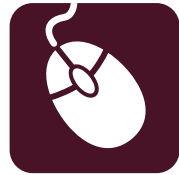



Jane Burger



Datavus Brand & Cd Design • 2009

A one-month freelance project creating a cd design and identity for a local band's first cd release.



- Created with Adobe Photoshop & Illustrator
- Type is hand rendered by the lead singer and altered for readability in Illustrator
- Cd background is rendered by hand in watercolour paint.
- Project & printing completed within one and a half months.

Datavus Brand & Cd Design • 2009

A one-month freelance project creating a cd design and identity for a local band's first cd release.



- Created with Adobe Photoshop & Illustrator
- Type is hand rendered by the lead singer and altered for readability in Illustrator
- Cd background is rendered by hand in watercolour paint.
- Project & printing completed within one and a half months.

Volunteer Toronto T-Shirt Designs • 2009

T-shirt designs created for the Volunteer Toronto Charitee competition through George Brown College.



- Created with Adobe Illustrator
- Communicated an individual's impact on their community through volunteering
- Was awarded Honorable Mention with certificate in the Volunteer Toronto Charitee competition 2009
- Designs completed in approximately 12 hours

Volunteer Toronto T-Shirt Designs • 2009

T-shirt designs created for the Volunteer Toronto Charitee competition through George Brown College.



- Created with Adobe Illustrator
- Communicated an individual's impact on their community through volunteering
- Was awarded Honorable Mention with certificate in the Volunteer Toronto Charitee competition 2009
- Designs completed in approximately 12 hours

Sony Ziris Exhibition Brochure • 2011

Created as a informative brochure for the Ziris New Media Exhibition held at the Sony Centre during Digifest 2011.



- Developed for and with the organizers, Digifest, over a series of 7 weeks.
- Uses original long-exposure photography.
- Design made while working as a Designer for Studiolab in conjunction with George Brown College.
- Concept chosen as the final design to be used for print production.
- Distributed to all who attended Digifest 2011 in Toronto, Ontario. As well as at the Sony Centre for the Performing Arts.

Sony Ziris Exhibition Brochure · 2011

Created as a informative brochure for the Ziris New Media Exhibition held at the Sony Centre during Digifest 2011.



- Developed for and with the organizers, Digifest, over a series of 7 weeks.
- Uses original long-exposure photography.
- Design made while working as a Designer for Studiolab in conjunction with George Brown College.
- Concept chosen as the final design to be used for print production.
- Distributed to all who attended Digifest 2011 in Toronto, Ontario. As well as at the Sony Centre for the Performing Arts.



Proximity Networking Concept & Interface • 2011

A concept seeking to aid in the 2020 live-work and commercial sustainability goals of Markham, Ontario.

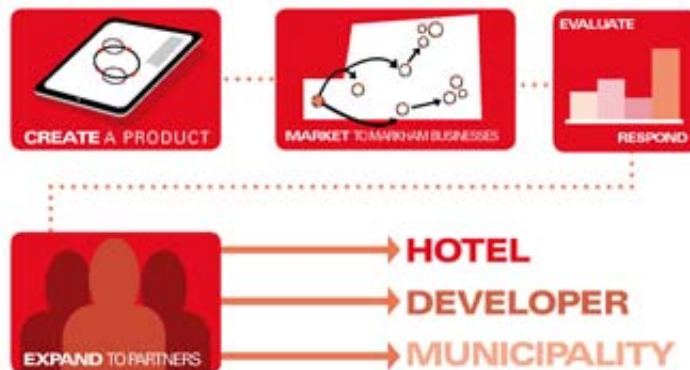
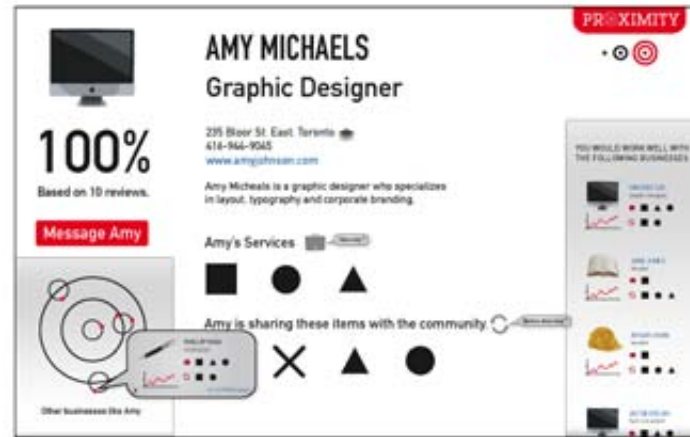


- Proximity seeks to bring entrepreneurs and local business owners together to foster partnerships and business community.
- Considers short and long term implementation possibilities.
- Design made while working as a Designer for Studiolab in conjunction with George Brown College.
- Developed as part of a 11-person studio team during a concentrated 5 day project.
- Developed with input from the Major and Financial Planner of the Urban Development Office of Markham.

[Video Link >>](#)

Proximity Networking Concept & Interface • 2011


A concept seeking to aid in the 2020 live-work and commercial sustainability goals of Markham, Ontario.



- Proximity seeks to bring entrepreneurs and local business owners together to foster partnerships and business community.
- Considers short and long term implementation possibilities.
- Design made while working as a Designer for Studiolab in conjunction with George Brown College.
- Developed as part of a 11-person studio team during a concentrated 5 day project.
- Developed with input from the Major and Financial Planner of the Urban Development Office of Markham.

Ten Oaks Brand Design • 2010


Created as an exercise in top to bottom branding for George Brown College's Corporate Design class.



- Takes reference from the Arts & Crafts movement to target upper income professionals in downtown Toronto.
- Considers the many uses and placements of the brand system in the restaurant and brand materials.
- Uses Adobe Indesign, Illustrator and Photoshop.

Ten Oaks Brand Design • 2010



Created as an exercise in top to bottom branding for George Brown College's Corporate Design class.



- Takes reference from the Arts & Crafts movement to target upper income professionals in downtown Toronto.
- Considers the many uses and placements of the brand system in the restaurant and brand materials.
- Uses Adobe Indesign, Illustrator and Photoshop.

Ten Oaks Brand Design • 2010


Created as an exercise in top to bottom branding for George Brown College's Corporate Design class.



- Takes reference from the Arts & Crafts movement to target upper income professionals in downtown Toronto.
- Considers the many uses and placements of the brand system in the restaurant and brand materials.
- Uses Adobe Indesign, Illustrator and Photoshop.

Ten Oaks Brand Design • 2010

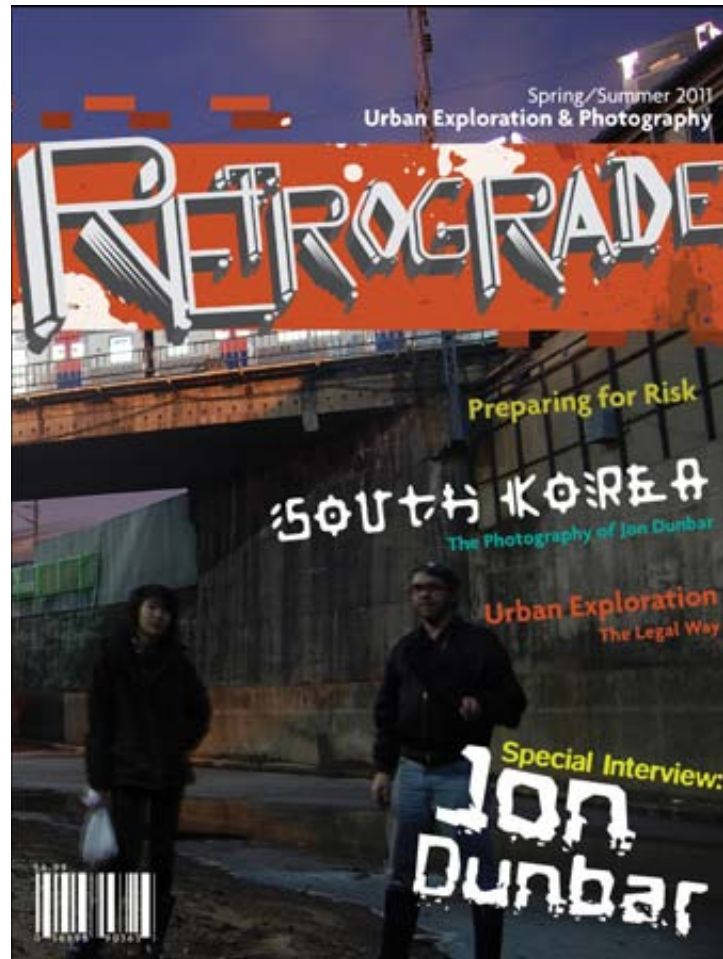
Created as an exercise in top to bottom branding for George Brown College's Corporate Design class.



- Takes reference from the Arts & Crafts movement to target upper income professionals in downtown Toronto.
- Considers the many uses and placements of the brand system in the restaurant and brand materials.
- Uses Adobe Indesign, Illustrator and Photoshop.

Retrograde Magazine • 2011

A magazine concept and prototype created for George Brown College's Editorial 2 class.




- Concept created around the topic of urban photography, and the photography of abandoned places.
- Feature content developed with the aid of photographer Jon Dunbar of South Korea.
- Photography by Jon Dunbar and myself.
- Created with Adobe Indesign and Illustrator.

Retrograde Magazine • 2011

A magazine concept and prototype created for George Brown College's Editorial 2 class.



JON DUNBAR



John Dunbar knows a lot about strange places. He was born in Edmonton, Alberta but has lived most of his adult life in Seoul, Korea's largest city. He makes a living trading his fluency in English for odd jobs, allowing him to spend his nights buried in the Korean music scene and his days in exploring the Korean cityscape and the hidden places above, below and between.

For Jon, Seoul is a good place to be an urban explorer. The near constant schedule of urban renewal means there are always new buildings being built and therefore always new buildings abandoned—sometimes for years at a time. Armed with his scooter, his cameras and an adventurer's soul, John often makes his way deep into the urban landscape in search of new places to explore and photograph.

With his wife, his two cats, and a large network of friends in and around Seoul he feels perfectly at home in Korea. With such a particular placement in the world he captures Korea in a way that few can, allowing viewers of his photographs and online blog to experience the abandonments of South Korea in a unique way.



Top: Jon Dunbar enjoying the view around him.

Left: Half of an abandoned '87 which had been turned into a restaurant, later found to be one of the first NGOs to have ever floored.

How did you come to reside in Korea? And where did you come from originally?
I came here originally in 1996 to visit my uncle who was teaching here. I was 16 at the time, and the experience was formative enough that I wanted to come back after I graduated from university. I returned in 2001 and I've been here ever since. Originally I'm from Edmonton, but there's not much job market for university graduates with BAs.

Where do you live in Korea? How do you make a living there? How do you find living there?
Currently I live in Seoul, the largest city and the center for most of the country's population. Korea has roughly 40 million people, and Seoul and its satellite cities have 20 million. I live just down the street from Gajeong New Town, a massive area undergoing urban renewal. There are still abandoned buildings standing on one end, and on the other end you can find skyscraper apartments under construction.

I've had several jobs before, but now I survive on a lot of odd jobs. My salary comes from proofreading gigs, as well as part-time business English training at a variety of corporations.

Are you fluent in Korean?
No, I'd call myself a low intermediate. But Seoul is the kind of city you don't need Korean to live in. I can get through most everyday transactions, but I'm a long way from having an intelligent conversation in Korean. I'm basically paid to be here for my English skills, and there's not a lot of motivation for most foreigners to learn the language. I know Americans who've lived here their whole lives with the military and they still know less Korean than me.

Have you always been interested in Photography? Or has it become more of an interest because of your involvement in urban exploration?
I started photography around spring 2000 when I bought my first camera, a Nikon Coolpix 950. Originally I took it up because of my interest in journalism, but that soon faded and I got a lot of positive feedback from my live music photography. It took several more years before I discovered urban exploration.

What sort of camera do you use?
Currently I have a four-year-old Nikon D40. It's in terrible shape, having survived mosh pits, scooter accidents, and getting banged on all sorts of surfaces, and the gears inside the lens are broken, so sometimes it has problems focusing.

When did you start exploring abandoned places?
The first time I officially tried urban



Above: The scene from a rooftop in a abandoned district, planned to be demolished. **Below:** A Nikon D40, the type of camera Jon uses.



- Concept created around the topic of urban photography, and the photography of abandoned places.
- Feature content developed with the aid of photographer Jon Dunbar of South Korea.
- Photography by Jon Dunbar and myself.
- Created with Adobe Indesign and Illustrator.

Retrograde Magazine • 2011

A magazine concept and prototype created for George Brown College's Editorial 2 class.



exploring was spring 2005. My friend took me to Dongdaemun Market, where there was a row of apartment buildings that had been gutted in a fire. The area has been under urban renewal, and I've found many other abandoned buildings in the immediate area since then. I went to a few abandoned ones that year, joined L&R, and then sort of lost interest for a couple years. In 2007 I got a new scooter and went out for a ride, and immediately found an abandoned neighborhood.

I notice you have quite a few pictures of your cats posted online. What are their names? Are they evil?
Their names are Millie and Buster. Buster is really friendly, but he has no concept that other beings experience pain. As a consequence, he'll playfully dig his claws into your skin and not understand why you scream in pain. Millie has a much more stressful personality, and gets angry more often, but she can't bring herself to hurt another living creature, not even her brother when he's attacking her.

Do you explore alone or with friends? How do caution and danger factor into your exploration?
I don't like to take risks. That probably sounds surprising, but when you make a regular practice of jumping from roof to roof or climbing on the exterior of condemned buildings, you increase the chances that something will happen sometime. There are a lot of things I don't do, and I make a rule not to go inside a building once actual demolition has begun.

I go with friends when possible, but usually I'm alone. The reason for this is just mobility, so I can get around more quickly. I invite my friends along when possible, and I meet up with new people to take them exploring, if I'm feeling charitable.

Do you plan your exploration trips? Or go out on a whim and see what you find along the way?
My trips outside of Seoul usually have a set purpose, but most of the time I just hop on my scooter and ride around Seoul and see what I can find. One time I took a bunch of friends along on a 90-minute bus ride to an abandoned mental hospital, only to run into the owner out front and get turned away.

What are the three favorite exploration excursions you've taken, and why?
1. My most recent visit to Okpo Land, when I brought a big group of my friends. We discovered one ride still turned, so we went up at 2am with beers and sat in the ride and took turns pushing.
2. When my friend Yaru left the army, I planned a 5½ hour bus ride out into the middle of nowhere to look for another abandoned amusement park. He got meessy drunk along the way, and by left: The graffiti of a local gang in an abandoned home.

9 Retrograde • Spring/Summer 2011

“the Korean graffiti says
“If you come here, you will die.””

Retrograde • Spring/Summer 2011 51

- Concept created around the topic of urban photography, and the photography of abandoned places.
- Feature content developed with the aid of photographer Jon Dunbar of South Korea.
- Photography by Jon Dunbar and myself.
- Created with Adobe Indesign and Illustrator.

Retrograde Magazine • 2011

A magazine concept and prototype created for George Brown College's Editorial 2 class.



“that’s my scooter, which I use to find most abandonments.”

Left: New construction being built where previous old buildings were demolished. Something which happens at a faster rate in Korea than what most experience in North America: urban renewal.

Center: Jon Dunbar's scooter parked outside a home.

Right: A scenic landscape shot of an area demolished abandoned home atop another building.

the time we got there we found the park overrun with Bagby's Koreans who were planning to convert the park into a camp. Ironically, the only religious person among our group was Ven, and he was the only one who misbehaved in front of them. It was a very memorable trip.

3. There used to be an 11-story abandoned hotel in the middle of Seoul, with almost all the furniture remaining and in good shape. It stood abandoned almost two years before being torn down. First time I went in, I got a bit too much of a "The Shining" feeling, so I brought my friends back there. We went up to the top floor which was a lounge named Hooters. I kid you not, where we treated ourselves to an assortment of wine and fruit will

brought along. I also had a sleepover stay in one room one day, although we didn't bother spending the night.

How does your interest in the Korean music scene influence you?
It gave me a place to call home as soon as I arrived in Korea. I've always had a wide network of Koreans and foreigners who I can hang out with, and who generally appreciate the work I do. Recently I promoted a concert at Doorban, a condemned building that has been taken over by protesters resisting eviction. They turned the third floor into a live music space, so I booked eight bands to play a free show there and we had a great time.

How has Korea changed in the time

you've been there? And how does that affect your exploration and photography work?
Korea has changed unbelievable amounts in the few years I've been here. The society has definitely improved, particularly with opinions related to women, animals, tattoos, and foreign culture. Kind of an odd mix, but most of it relates back to Confucius, who was a bit of a woman-hater.

Have there ever been places you've gone into where you've gotten in trouble?

Retrograde • Spring/Summer 2011 12

- Concept created around the topic of urban photography, and the photography of abandoned places.
- Feature content developed with the aid of photographer Jon Dunbar of South Korea.
- Photography by Jon Dunbar and myself.
- Created with Adobe Indesign and Illustrator.

Bubble Tub Soaps Packaging · 2011


A packaging and display concept created and modelled for George Brown College's 3D Modelling class.



- Uses real-world scale and packaging standards.
- Plans for a continued use of the companies current tube standard.
- Created in 3DS Studio Max and Illustrator.

Bubble Tub Soaps Packaging · 2011

A packaging and display concept created and modelled for George Brown College's 3D Modelling class.



BUBBLE TUB SOAPS

Vanilla Sugar Lip Balm

Ingredients: Beeswax, Mango Butter, Cocoa Butter, Sweet Almond Oil, may also contain Flavour Oil and/or Mica

Discontinue if irritation occurs, for external use only.

bubblertubsoaps.com

Bubble Tub Handmade Soaps & Toiletries
R.R. #2, Alliston, Ontario, Canada



BUBBLE TUB SOAPS

Almaretto Biscotti Lip Balm

Ingredients: Beeswax, Mango Butter, Cocoa Butter, Sweet Almond Oil, may also contain Flavour Oil and/or Mica

Discontinue if irritation occurs, for external use only.

bubblertubsoaps.com

Bubble Tub Handmade Soaps & Toiletries
R.R. #2, Alliston, Ontario, Canada



BUBBLE TUB SOAPS

Raspberry Cream Lip Balm

Ingredients: Beeswax, Mango Butter, Cocoa Butter, Sweet Almond Oil, may also contain Flavour Oil and/or Mica

Discontinue if irritation occurs, for external use only.

bubblertubsoaps.com

Bubble Tub Handmade Soaps & Toiletries
R.R. #2, Alliston, Ontario, Canada



BUBBLE TUB SOAPS

Apple Pie Lip Balm

Ingredients: Beeswax, Mango Butter, Cocoa Butter, Sweet Almond Oil, may also contain Flavour Oil and/or Mica

Discontinue if irritation occurs, for external use only.

bubblertubsoaps.com

Bubble Tub Handmade Soaps & Toiletries
R.R. #2, Alliston, Ontario, Canada



BUBBLE TUB SOAPS

Pistachio Ice Cream Lip Balm

Ingredients: Beeswax, Mango Butter, Cocoa Butter, Sweet Almond Oil, may also contain Flavour Oil and/or Mica

Discontinue if irritation occurs, for external use only.

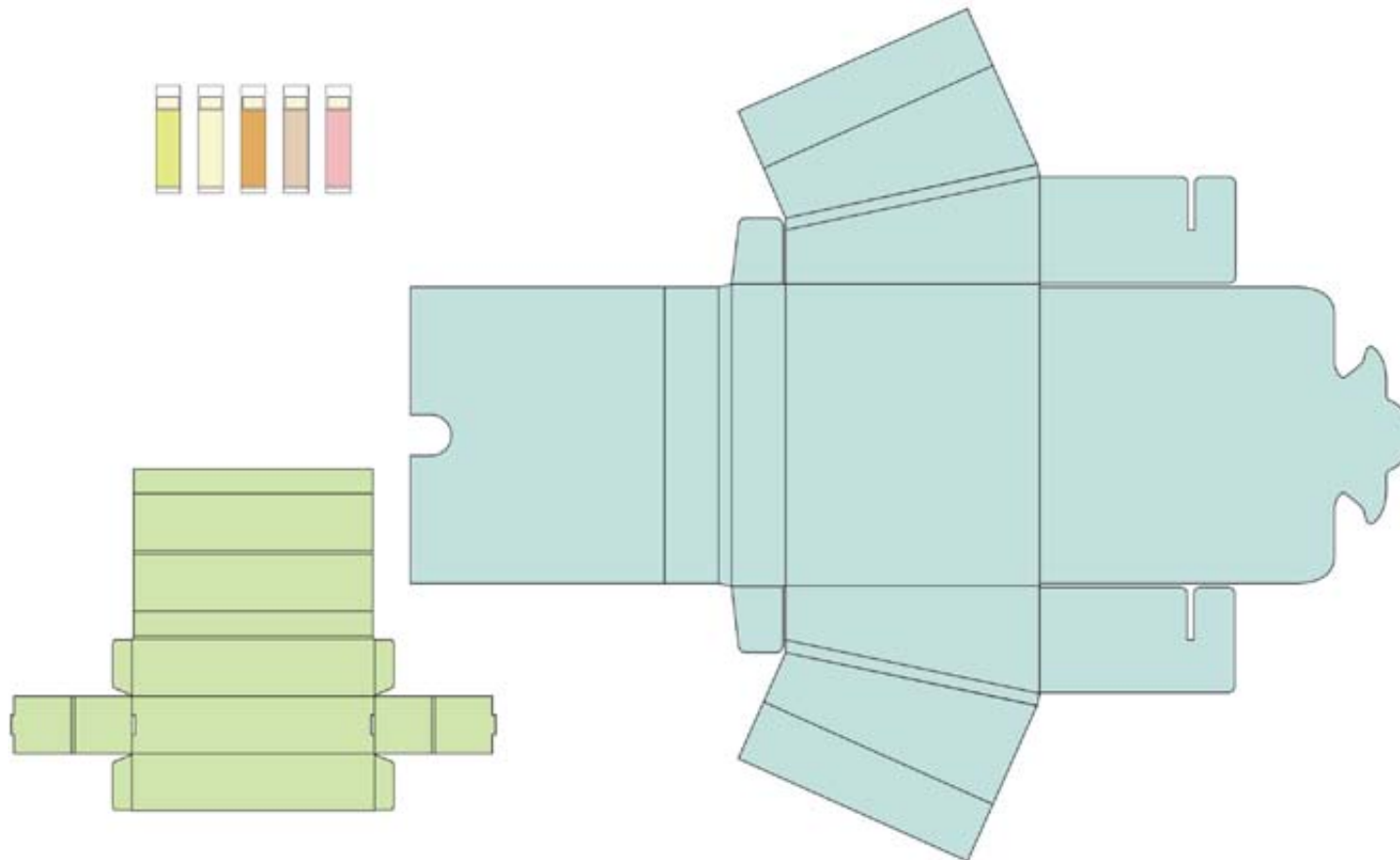
bubblertubsoaps.com

Bubble Tub Handmade Soaps & Toiletries
R.R. #2, Alliston, Ontario, Canada

- Uses real-world scale and packaging standards.
- Plans for a continued use of the companies current tube standard.
- Created in 3DS Studio Max and Illustrator.

Bubble Tub Soaps Packaging · 2011

A packaging and display concept created and modelled for George Brown College's 3D Modelling class.



- Uses real-world scale and packaging standards.
- Plans for a continued use of the companies current tube standard.
- Created in 3DS Studio Max and Illustrator.

Bubble Tub Soaps Packaging · 2011

A packaging and display concept created and modelled for George Brown College's 3D Modelling class.



- Uses real-world scale and packaging standards.
- Plans for a continued use of the companies current tube standard.
- Created in 3DS Studio Max and Illustrator.

Bubble Tub Soaps Packaging · 2011

A packaging and display concept created and modelled for George Brown College's 3D Modelling class.



- Uses real-world scale and packaging standards.
- Plans for a continued use of the companies current tube standard.
- Created in 3DS Studio Max and Illustrator.

Wind Mobile Retail Booth Design • 2011

An environmental design concept created and modelled for George Brown College's 3D Modelling class.

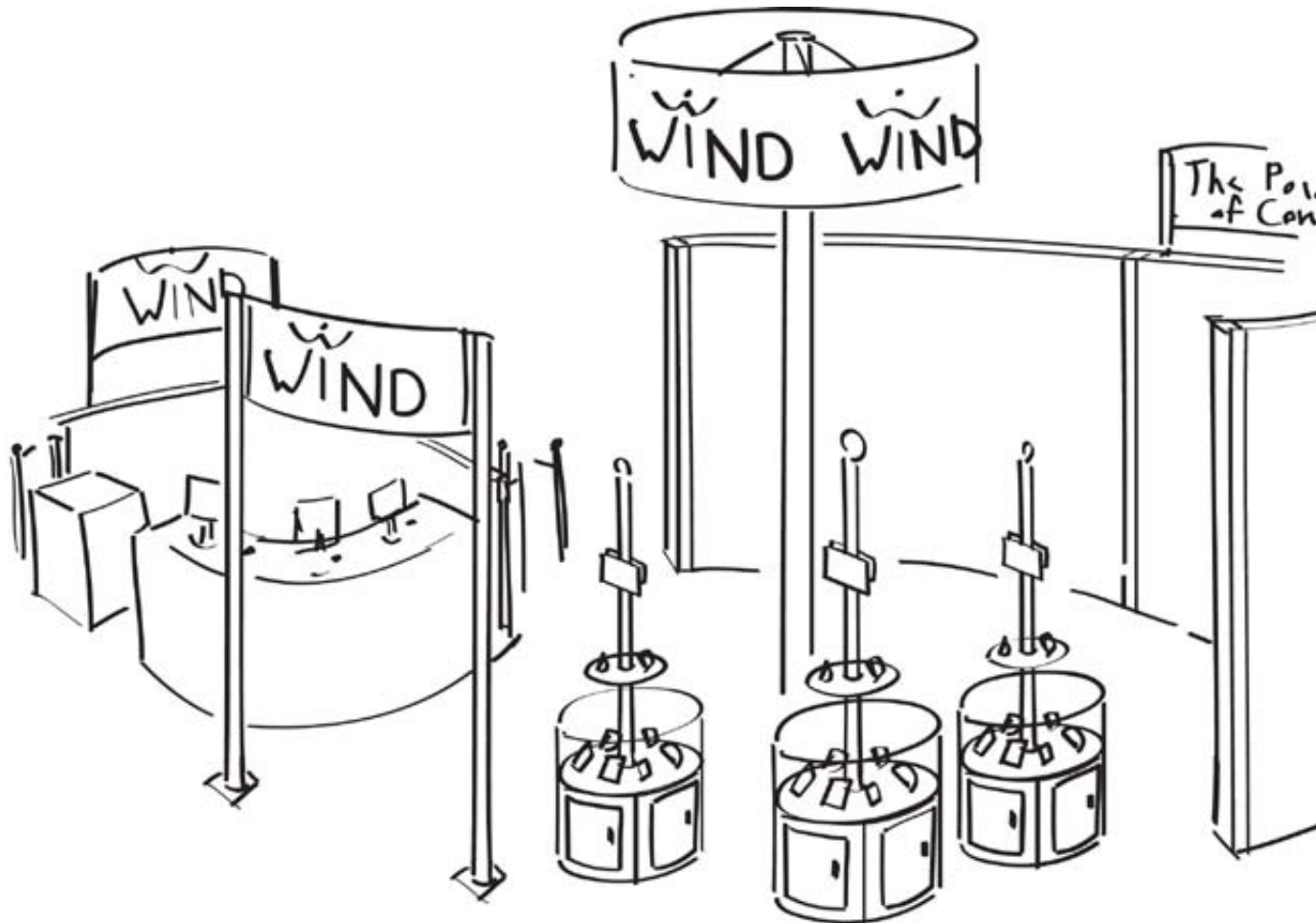


- Uses real-world scale.
- Plans for structural capabilities, durability, and the ability for signage, brand and decor updates.
- Created in 3DS Studio Max and Illustrator



Wind Mobile Retail Booth Design • 2011


An environmental design concept created and modelled for George Brown College's 3D Modelling class.



- Uses real-world scale.
- Plans for structural capabilities, durability, and the ability for signage, brand and decor updates.
- Created in 3DS Studio Max and Illustrator

Wind Mobile Retail Booth Design • 2011

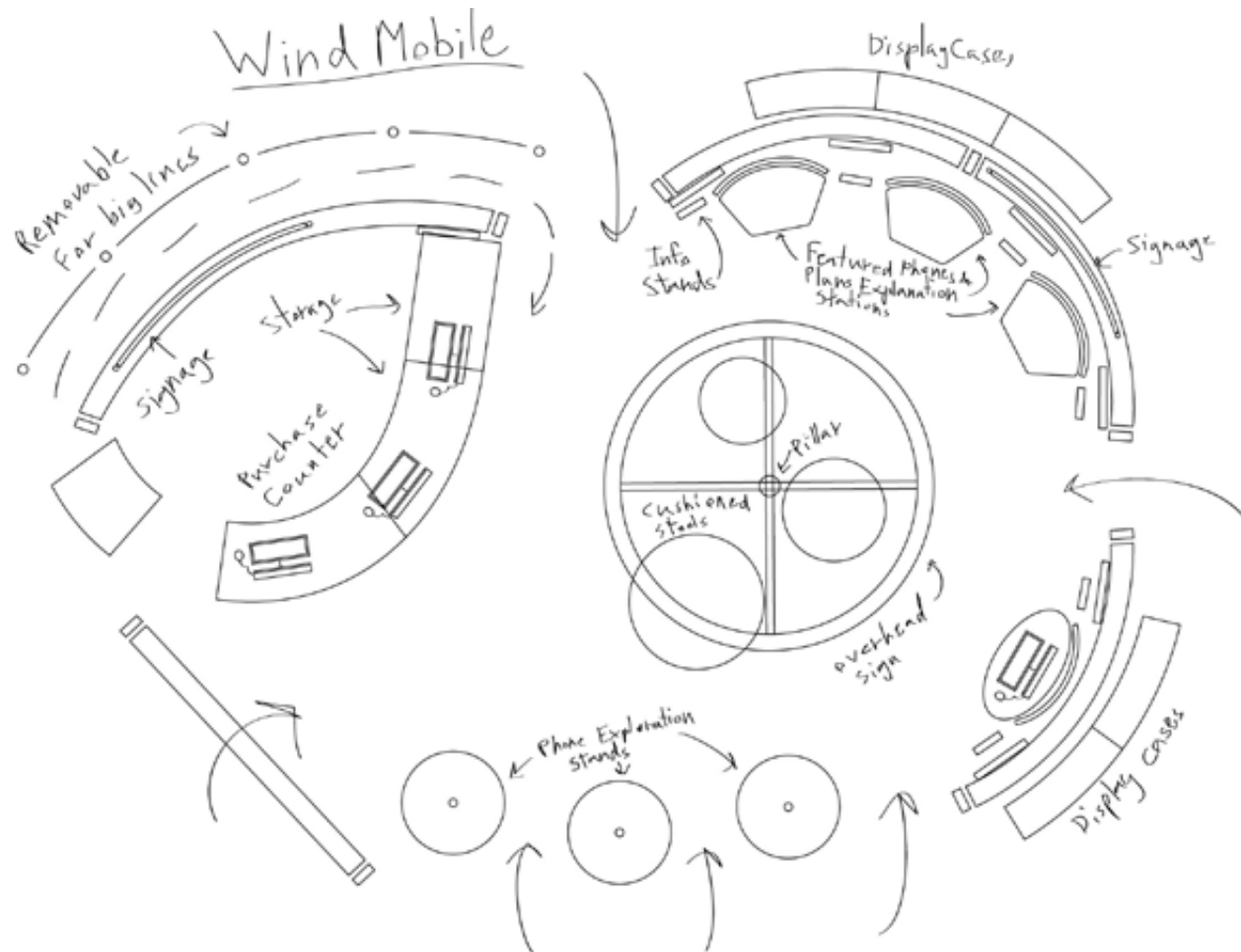
An environmental design concept created and modelled for George Brown College's 3D Modelling class.



- Uses real-world scale.
- Plans for structural capabilities, durability, and the ability for signage, brand and decor updates.
- Created in 3DS Studio Max and Illustrator

Wind Mobile Retail Booth Design • 2011

An environmental design concept created and modelled for George Brown College's 3D Modelling class.



- Uses real-world scale.
- Plans for structural capabilities, durability, and the ability for signage, brand and decor updates.
- Created in 3DS Studio Max and Illustrator

Wind Mobile Retail Booth Design • 2011

An environmental design concept created and modelled for George Brown College's 3D Modelling class.



- Uses real-world scale.
- Plans for structural capabilities, durability, and the ability for signage, brand and decor updates.
- Created in 3DS Studio Max and Illustrator

Fullmetal Alchemist Title Sequence • 2011

Created with Adobe After Effects for George Brown College's Motion Graphics class.



- Uses clips and images from the show.
- Used Adobe Premiere, After Effects, and Soundbooth.
- Created in 30 hours.

[Video Link >>](#)

Earth Art Informative Website · 2008

A webpage and interface completed as part of classwork for McMaster's The Digital Image class.




- Created with Adobe Dreamweaver, HTML Fireworks & Photoshop
- Rollover images link to pages, showing enlarged examples of artists work.
- Created for McMaster's The Digital Image class

Earth Art Informative Website • 2008

A webpage and interface completed as part of classwork for McMaster's The Digital Image class.




richard long relational thinker... philosopher...



Richard Long explores the concepts of time, distance, geography and movement in seemingly unusual ways. Focusing on the forms of circles, lines and their variants, he creates his works sometimes through the placement of objects, but most often through walking repeatedly across a space, sometimes over several days. This original concept came about as a result of wanting to make nature the subject of his work, but not wanting to use much in the way of natural materials. This new form also enabled Long to extend the boundaries of sculpture to being about place as well as material and form, each walk realized a particular idea. Focusing mainly on the movement of planets, seasons, tides, winds and their relation to time and place, he will often work in remote regions, using maps, photography, or text works to represent his walks.

“Our world is made up of lines, from comet tails to DNA. Everything is connected.”




< sources

- Created with Adobe Dreamweaver, HTML Fireworks & Photoshop
- Rollover images link to pages, showing enlarged examples of artists work.
- Created for McMaster's The Digital Image class

Earth Art Informative Website • 2008

A webpage and interface completed as part of classwork for McMaster's The Digital Image class.



- Created with Adobe Dreamweaver, HTML Fireworks & Photoshop
- Rollover images link to pages, showing enlarged examples of artists work.
- Created for McMaster's The Digital Image class

Personal Photography · Selections

Freelance photography taken throughout Ontario and Quebec.



Personal Photography · Selections

Freelance photography taken throughout Ontario and Quebec.



Personal Photography · Selections

Freelance photography taken throughout Ontario and Quebec.





.....
Wherever I am, design is there too.
Wherever I look, and whatever I ponder,
I seek to beautify with order.
.....

